



Cabin Master Pump Station

Overview

The Cabin Master is designed for collecting waste water from a range of outlets within your property, the cabin master is also suitable for temporary to semi-permanent installations such as from mobile canteens, camp-sites, and festival catering where traditional sewer connection is not possible.

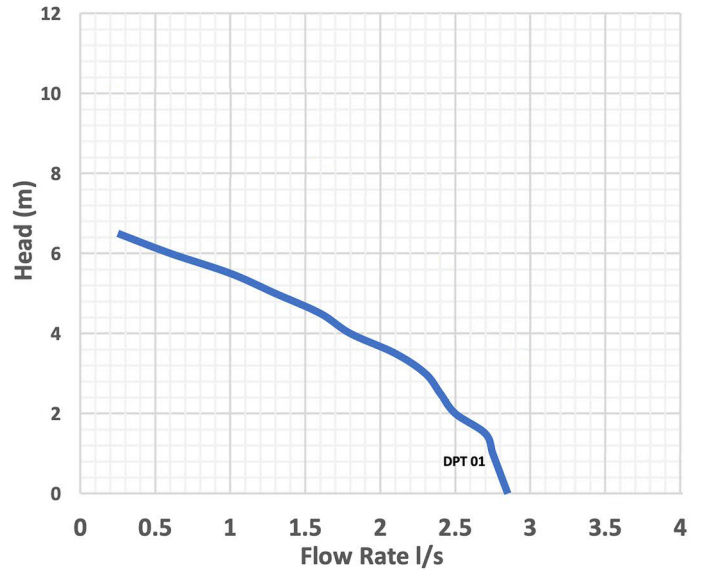
The system comprises of a submersible pump with integrated float and non-return valve, and a 50 litre tank

Typical Applications

- | | |
|---------------------|-------------------|
| Commercial kitchens | Plantrooms |
| washing machines | Combi ovens |
| Dish washers | Domestic Kitchens |
| Showers | Hydration points |
| Boiler overflow | and many more... |

Features

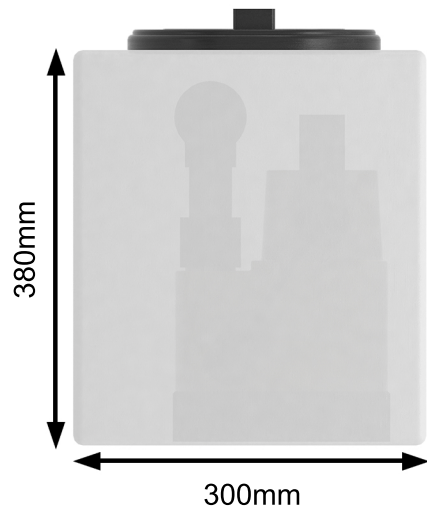
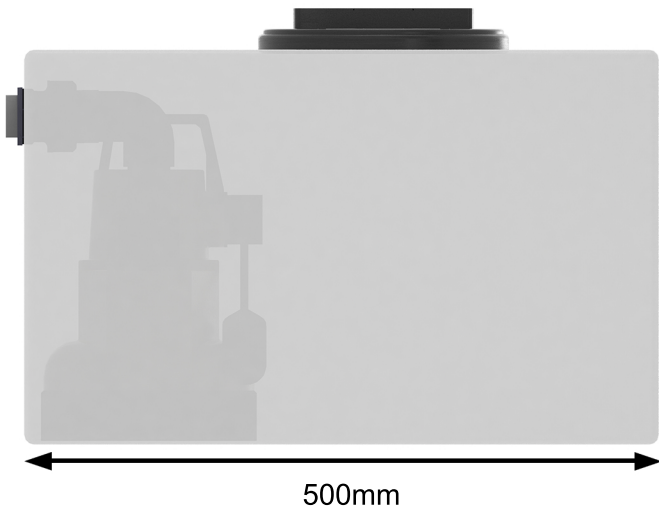

- | | |
|---------------------|-----------------------------|
| Easy installation | Two 40mm tank connectors |
| Compact design | 20mm cable gland |
| 10mm Solid handling | Integrated float |
| MDPE Enclosure | Integrated non-return valve |
| Vented lid | |



Model Ref	DPT01
Number of Pumps	1
Power Supply	230 - 1ph - 50hz
Rated Power	0.43kW
Rated Current	1.9A
Max Head	6m
Max Flow Rate	2.75 l/s
Cable Length	10m
Max Particle Size	10mm



Typical Installation





Direct Pumps and Tanks Ltd
Unit 12 Cossall Industrial Estate
Ilkeston
Derbyshire
DE7 5UA
Tel: 0115 9444474
Fax: 0115 9442040
Email: info@dpandt.co.uk