



AquaMaxx

Cold Water Booster Set

Product Overview

The AquaMaxx has been specifically designed to supply potable water to homes where mains pressure is insufficient. The AquaMaxx comes complete with a variable or fixed speed control and a powerful submersible WRAS approved pump. The Break tank is a high grade MDPE of potable water.

It is ideal for small developments such as apartments, cottages and town houses, these would all benefit the most from the AquaMaxx system.

The AquaMaxx fits into tight spaces and can be hidden away behind a cupboard door or easily in a small plant or utility room. The electronic controller will automatically start and stop the pump when a drop in pressure is sensed i.e., a tap or outlet is opened and closed.

The AquaMaxx system will arrive pre-assembled allowing for a fast installation (plug and play)

Key Features


The AquaMaxx is suited to residential and light commercial application, key features include: -

- ▶ Non-corrosive holding tanks (WRAS approved)
- ▶ Pre-fitted WRAS approved fill valve
- ▶ WRAS approved pump(s)
- ▶ Integral overflow weir
- ▶ Digital display flow controller
- ▶ Dry run protection with auto restart time delay
- ▶ WRAS approved inverter and vessel

Tank Capacity	Pump Arrangement	Diameter	Height	Inlet	Outlet (Single)	Outlet (Twin)	Overflow
300L	Single	610	1720	1/2" BSP	1" BSP	N/A	22mm
450L	Single	610	2220	1/2" BSP	1" BSP	N/A	22mm
800L	Single / Twin	1000mm	1370	1/2" BSP	1" BSP	2 x 1 1/4"	22mm
1200L	Single / Twin	1000mm	1870	1/2" BSP	1" BSP	2 x 1 1/4"	22mm



AquaMaxx Water Booster Overview



AquaMaxx single version shown, twin options also available.

The Power Behind the Product

All AquaMaxx booster sets use the IDROGO submersible pump which comprises of a stainless steel outer casing and glass fibre reinforced PPE impellers.

The IDROGO electric pump is reliable and corrosion-resistant, due to the technical solutions adopted in its construction, such as the double mechanical seal in the oil chamber.

This pump is pre-installed in every AquaMaxx system and comes in single or twin configuration.

The pump is a powerful and popular choice for home water booster sets, this makes it extremely easy to service and maintain.

It's high popularity also means that you can be sure you are using a tried and tested pump in your home AquaMaxx system.

Key Features

The AquaMaxx is suited to residential and light commercial application, key features include: -

- ▶ PPE+PS impeller with glass fibres
- ▶ Stainless steel 431 shaft (EN 1.4057)
- ▶ WRAS approved
- ▶ An AISI 304 outer casing
- ▶ A Carbon/Ceramic/Silicon/NBR mechanical seal



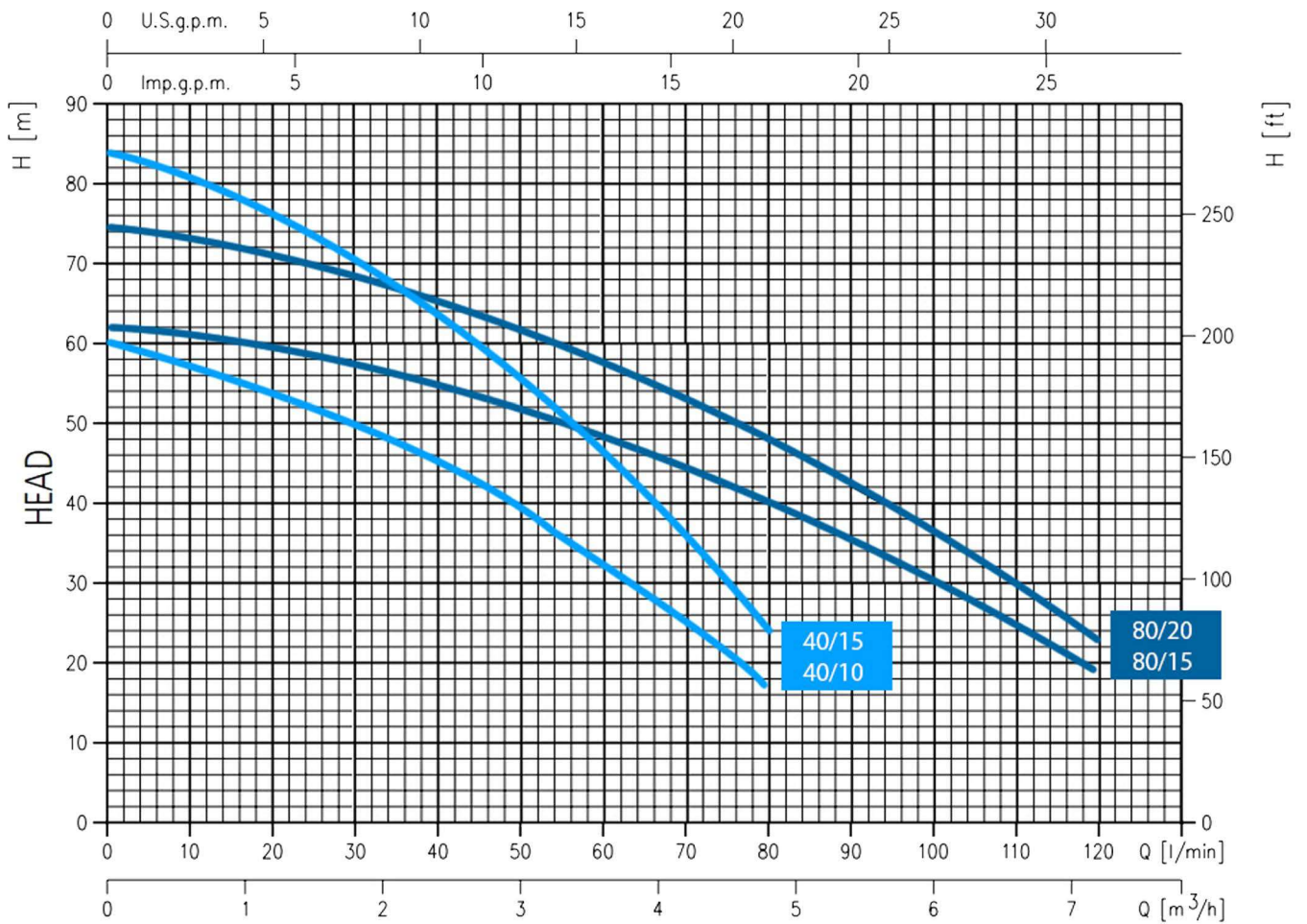
Certifications



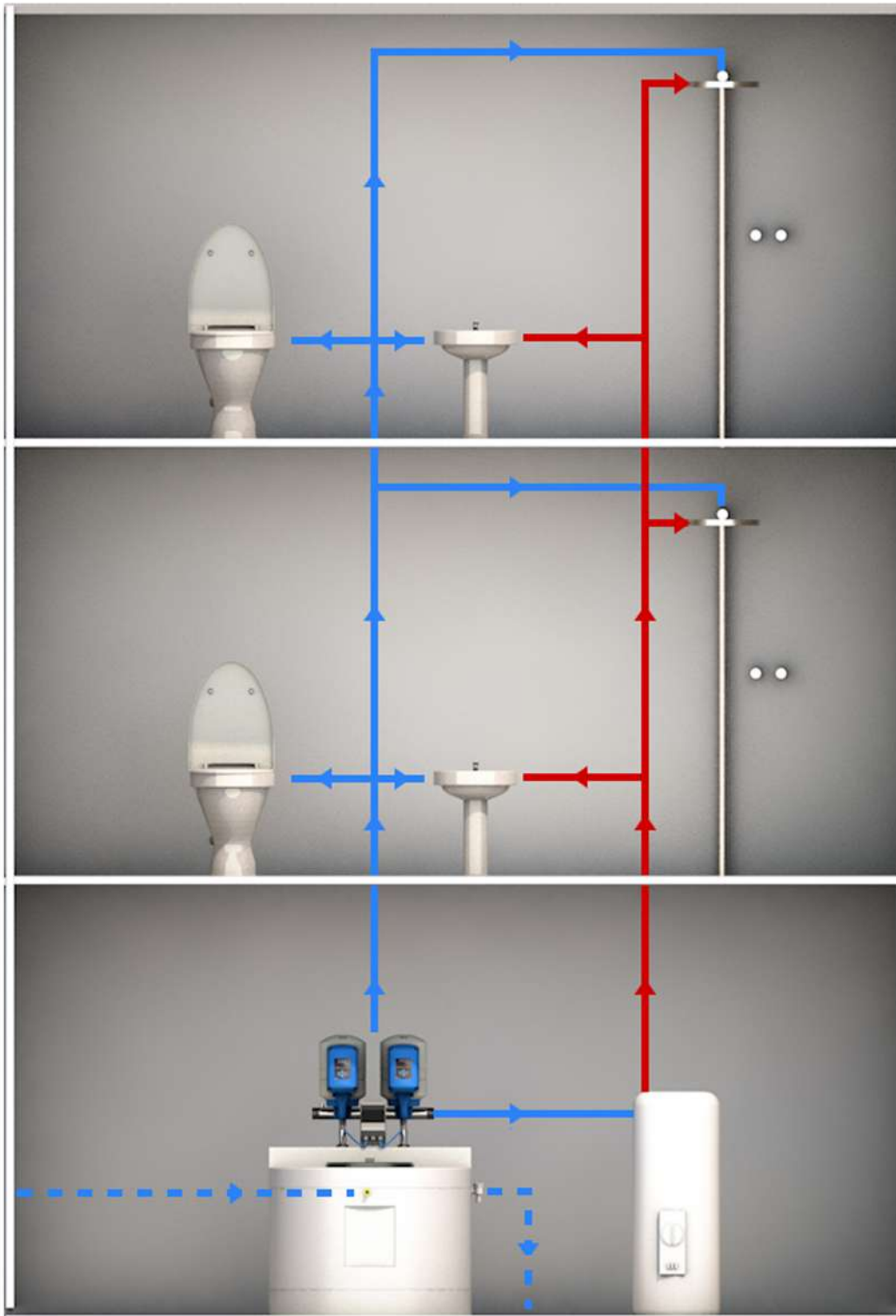
Technical Information

Model Number	Mid Curve Flow	Mid Curve Pressure	kW Rating	Running Current (amp)	Supply Voltage	Inlet*	Outlet	Overflow Size	Dry Weight
FV40/10S	40 l/min	4.5 bar	0.75	3.8	1 ph 230v 50 hz	28mm	1"	40mm	74kg
FV40/15S	40 l/min	6.5 bar	1.1	5.2	1 ph 230v 50 hz	28mm	1"	40mm	76kg
FV80/15S	60 l/min	4.5 bar	1.1	5.4	1 ph 230v 50 hz	28mm	1"	40mm	78kg
FV80/20S	60 l/min	5.8 bar	1.5	6.1	1 ph 230v 50 hz	28mm	1"	40mm	80kg

Model Number	Mid Curve Flow	Mid Curve Pressure	kW Rating	Running Current (amp)	Supply Voltage	Inlet*	Outlet	Overflow Size	Dry Weight
FV40/10T	80 l/min	4.5 bar	2 x 0.75	2 x 3.8	1 ph 230v 50 hz	28mm	1¼"	40mm	94kg
FV40/15T	80 l/min	6.5 bar	2 x 1.1	2 x 5.2	1 ph 230v 50 hz	28mm	1¼"	40mm	96kg
FV80/15T	120 l/min	4.5 bar	2 x 1.1	2 x 5.4	1 ph 230v 50 hz	28mm	1¼"	40mm	98kg
FV80/20T	120 l/min	5.8 bar	2 x 1.5	2 x 6.1	1 ph 230v 50 hz	28mm	1¼"	40mm	100kg



Example Operation





Direct Pumps and Tanks Ltd
Unit 12 Cossall Industrial Estate
Ilkeston
Derbyshire
DE7 5UA
Tel: 0115 9444474
Fax: 0115 9442040
Email: info@dpandt.co.uk