

TITLE	PWH9000	
DRAWN BY	J. Ellison	DATE 17/12/2021
CUSTOMER	CUSTOMER	

Foundation Requirements:
 The foundation area must be no less in length and width than the external dimensions of the enclosure. The foundation must be constructed so as to be capable of supporting the weight of the enclosure and equipment contained within it. The foundation must be continuous and be no more than ±2mm over any given metre.

ALL DIMENSIONS +/- 5mm UNLESS OTHERWISE STATED

DESCRIPTION:
 PWH9000 c/w Louvered vent

A4

ALL DIMENSIONS IN MM DO NOT SCALE

DATE	VERSION	NOTES
17/12/2021	A	FIRST ISSUE

TANK SPECIFICATION :	
INTERNAL DIMENSIONS	3000 x 2000 x 1500mm
EXTERNAL DIMENSIONS	3150 x 2150 x 1580mm
NOM. CAPACITY	9000 Litres
DRY WEIGHT	xxx KG
INSULATION THICKNESS	25mm
MATERIAL	GRP



SCALE:1:40 SHEET 1 OF 2

6

5

4

3

2

1

D

D

C

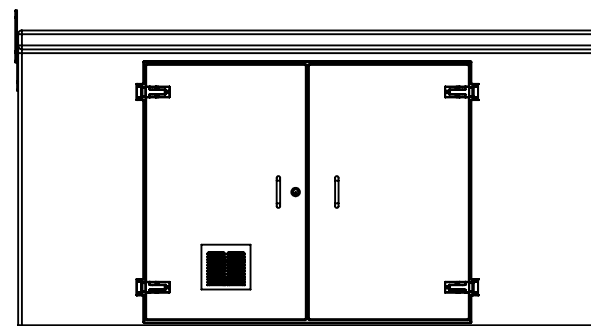
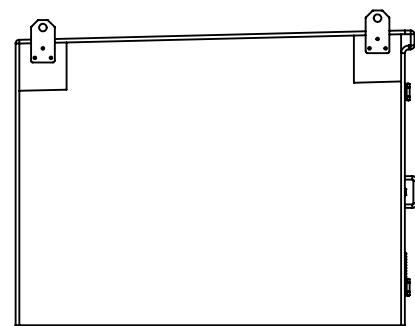
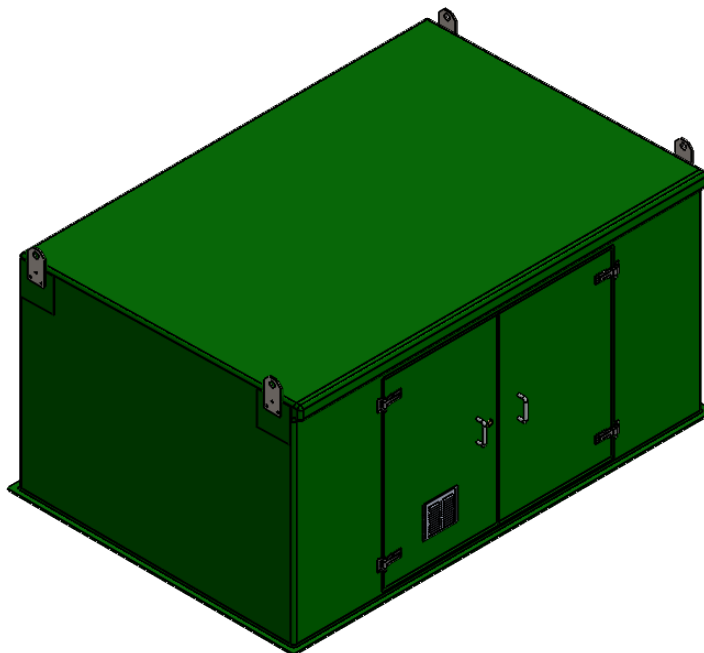
C

B

B

A

A



TITLE
PWH9000 Green

DRAWN BY **J. Ellison** DATE **17/12/2021**

Foundation Requirements:
The foundation area must be no less in length and width than the external dimensions of the enclosure. The foundation must be constructed so as to be capable of supporting the weight of the enclosure and equipment contained within it. The foundation must be continuous and be no more than ±2mm over any given metre.

DESCRIPTION:
PWH9000 c/w Louvered vent, Green

ALL DIMENSIONS IN MM DO NOT SCALE

DATE	VERSION	NOTES
17/12/2021	A	FIRST ISSUE

TANK SPECIFICATION :

INTERNAL DIMENSIONS	3000 x 2000 x 1500mm
EXTERNAL DIMENSIONS	3150 x 2150 x 1580mm
NOM. CAPACITY	9000 Litres
DRY WEIGHT	xxx KG
INSULATION THICKNESS	25mm
MATERIAL	GRP



SCALE:1:40 SHEET 2 OF 2

CUSTOMER
CUSTOMER

ALL DIMENSIONS+/- 5mm UNLESS OTHERWISE STATED

A4

6

5

4

3

2

1